


- Models available up to 690 VAC
  - Automatic or Manual Reset
  - Delay-on-Make Timer
  - LED Indicators for Fault Conditions
  - Last Fault Memory
- SCREWDRIER ADJUSTMENT FOR:
- Time Delay
  - Voltage
  - Mode of Operation
- PROTECTS 3-PHASE EQUIPMENT AGAINST:
- Under Voltage
  - Over Voltage
  - Phase Loss
  - Phase Reversal
  - Phase Unbalance
  - Phase Shift
  - Frequency Shift

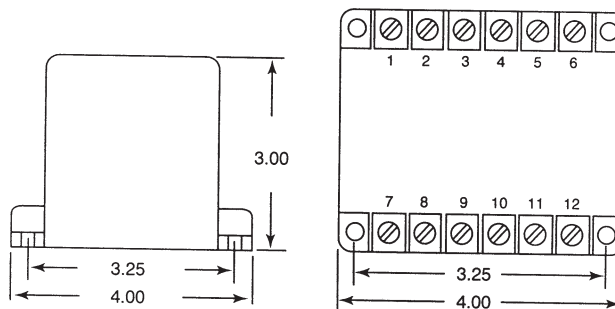


## Microprocessor Based 3-Phase Monitor

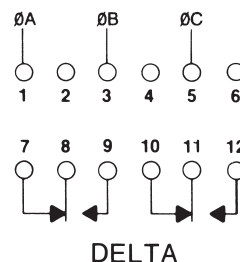
### SPECIFICATIONS

<b>VOLTAGE TRIP POINTS</b>	Drop-Out	±10% of Setting		
	Pick-Up	± 7% of Setting		
<b>FREQUENCY TRIP POINTS</b>	Drop-Out	±4% of 60 Hz (380 V, 50 Hz)		
	Pick-Up	±3% of 60 Hz (380 V, 50 Hz)		
<b>UNBALANCE TRIP POINTS</b>	Drop-Out	7%		
	Pick-Up	5%		
<b>RESET</b>	Automatic; Manual; Automatic with Memory*			
<b>PHASE SEQUENCE</b>	ABC (Will Not Operate CBA)			
<b>OUTPUT RATING</b>	DPDT, 360 VA Inductive; 1/2 hp 3 A Resistive @ 600 VAC			
<b>TERMINATIONS</b>	#8-32 Screw Terminals			
<b>INDICATORS LED*</b>	Designation	Color	State	Condition
	Time Delay	Green	Flashing	Timing Output Energized
*Automatic with Memory MODE: The last fault is indicated and remains on when conditions return to normal. The indicator extinguishes only with reset or when new fault condition occurs.	Under Voltage	Red	ON	Fault
	Over Voltage	Red	ON	Fault
	Phase Sequence, Shift	Red	ON	Fault
	Frequency Shift	Red	ON	Fault
	Unbalance	Red	ON	Fault
	Operate			
	Sampling	2 SEC		
	Reset Delay (Sampling Delay) +	(1.5 seconds to 5 minute Delay) Adjustable in one (1) minute increments		
	Release			
	Under Voltage	1.5 SEC, (approx.)		
Over Voltage	1.5 SEC, (approx.)			
Frequency Shift	1.5 SEC, (approx.)			
Unbalance	2.0 SEC, (approx.)			
*Phase Loss/Shift	1.0 SEC, (approx.)			
<b>TEMPERATURE RATING</b>	Operate	32° to +131°F (0° to +55°C)		
	Storage	-49° to 185°F (-45° to +85°C)		
<b>POWER REQUIRED</b>	7 VA Typical			
<b>TRANSIENT PROTECTION</b>	2500 Volts for 10 ms			
<b>ENCLOSURE</b>	Lexan Surface Mounted			
<b>WEIGHT</b>	22 oz.			

### DIMENSIONS (INCHES)



### WIRING



DELTA

MODEL NUMBER	NOMINAL PHASE-TO-PHASE VOLTAGE SET POINTS	MAXIMUM VOLTAGE
SLM-120-ASE	105, 110, 115, 120, 125, 130	143 VAC
SLM-230-ASE	200, 210, 220, 230, 240, 250	275 VAC
SLM-380-ASE	350, 365, 380, 390, 400, 415	457 VAC
SLM-440-ASE	440, 450, 460, 470, 480, 490	540 VAC
SLM-575-ASE	525, 550, 575, 600	690 VAC

\*Automatic with Memory MODE: The last fault is indicated and remains on when conditions return to normal.

The indicator extinguishes only with reset or when new fault condition occurs.

The SLM Series is UL Listed under UL File Number E55826.